

# JM&B Monthly Gold & Silver Report

## January 2009

<http://www.johnson-matthey.ch/>

### Introduction

The purpose of this report is to comment on developments in the gold and silver markets on a monthly basis. For more information about this report, please consult the Appendix. Johnson Matthey plc issues reports on platinum group metals:

[http://www.platinum.matthey.com/publications/price\\_reports.html](http://www.platinum.matthey.com/publications/price_reports.html)

### Contents

- 1. Commentary
- 2. Gold
  - 2.1 News and Fundamental Considerations
  - 2.2 Technical Comments
- 3. Silver
  - 3.1 News and Fundamental Considerations
  - 3.2 Technical Comments
- Appendix More about this report

## 1. Commentary

Yet again, gold and silver finished another good month in a technically strong position.

## 2. Gold

### 2.1 News and Fundamental Considerations

#### Selected News Items from the Month

**Australia, 10th January 2009, (Daily Telegraph)** – The global financial crisis has sparked a new gold rush.

Worried investors seeking a safe home for their money are ploughing billions of dollars into the precious metal in a bid to preserve their wealth.

Demand has now reached such unprecedented levels that the Perth Mint, Australia's biggest wholesaler of gold coins and bars, has been forced to ration its sales.

Perth Mint's bullion sales rose 194 per cent in the December quarter compared with the corresponding period in 2007, while silver bullion sales were up 140 per cent.

The mint has suspended sales of all gold bars and all bullion coins – except its 1oz "Kangaroo" gold bullion coin.

On Monday, after a three-month suspension, it will expand its range of bullion coins for sale but the restrictions remain in place for minted gold bullion bars so the mint can sell some gold to as many customers as possible.

"We are working three shifts a day, six days a week, and still can't keep up with demand," Perth Mint CEO Ed Harbuz said. "I've never known anything like this in the precious metals market.

"We would be working Sundays too but we are having difficulty getting enough staff."

Non-minted gold in the form of cast bars produced by Perth Mint's local refinery can still be bought, although customers who want the bigger bars often have to wait several weeks.

One customer recently bought \$500,000 worth of bullion and wanted it delivered so he could hold it personally.

"For very big orders we normally keep the gold in our depository for security reasons," Mr Harbuz said.

"Orders of \$10 million or more are not unusual. Often the orders are much larger if we are dealing with pension funds or institutional investors."

**London, 15th January 2009, (GFMS)** – GFMS released Gold Survey 2008 - Update 2 today, their latest report on the gold market. A summary of the findings of the report was given by Philip Klapwijk, GFMS' executive chairman, at a presentation in Toronto organised by the precious metals consultancy.

A key feature of the report is GFMS' forecast that gold prices could achieve a fresh all time high in the first half of 2009 as net investment surges. The consultancy noted that there has already been several months of rocketing demand, chiefly in Europe and North America, from certain investors, primarily high net worth and retail, but this has been masked by heavy fund redemptions as cash has been sought to cover losses elsewhere, meet margin calls and so forth. Klapwijk added, "if it hadn't been for this fund selling, we'd be easily back over \$1,000 by now and, as soon as it quietsens down, I'm sure a strong rally is going to emerge". GFMS believe that the main motivation behind this expected surge in investment is risk aversion and a desire to preserve wealth, as illustrated in its focus being physical bullion, often delivered, or allocated metal accounts. Gold was also seen as benefiting from concerns over the solidity of other assets, be that cash at a time of bank failures, equities as we head into a possibly deep recession or bonds as the threat of inflation looms. The latter was seen as particularly important, with Klapwijk commenting "we've seen some pretty extraordinary monetary and fiscal policies getting proposed by the US and other governments and this all has the potential in time to spark some serious, and maybe, sustained inflation. And nor can we ignore the likelihood of dollar weakness, perhaps even a dollar bust, as US creditworthiness gets called into question".

The consultancy sees gold's fundamentals as relatively neutral in the near term, with the damage from weak demand being largely neutralised by restrained supply. Scrap in the first half of this year, for example, is only forecast as broadly flat year-on-year and official sector disposals are expected to continue falling. The report still envisages that selling will be dominated by the signatories to the Central Bank Gold Agreement (CBGA) and that buying by banks outside this group will remain limited, with no hint made of any purchases by the big dollar holders in East Asia.

On the demand side, high and volatile prices plus the slowdown in world GDP growth were forecast to cut jewellery demand by 11%. Klapwijk added, "An 11% drop may sound restrained to some but demand in the first half of last year was fairly feeble and the actual tonnage we're proposing for this year could easily be a 20-year low". Jewellery offtake was also estimated to have declined by 11% in 2008, chiefly due to the damage from high and volatile prices, especially in the developing world, and the slide into recession in many countries, in particular the United States. GFMS also sees price expectations as important, with Klapwijk commenting, "in the third quarter last year, we saw a major bounce back in Indian offtake, even though the rupee price was little changed on earlier in the year, - but people thought some decent price gains were in the offing. And without that India-centred rebound, we could easily have seen dollar gold properly breaching the \$700 barrier".

Update 2 also sets out the "often overlooked" contribution to demand in the first half of last year from producer de-hedging at an unexpectedly large volume of over 250 tonnes. There was also an unanticipated fall in mine output in the first half. Supply in total was in fact relatively restrained as central bank selling for the full year fell by a hefty 40% or so, while scrap rose by 'only' 13%, despite the price hike of 25%, reflecting earlier releases of near market supplies. Despite the contribution from restrained supply and pockets of demand strength, GFMS still see investment as the chief driver of price action last year. The rally to an all time high over \$1,000 in March, for example, was ascribed to a 'perfect storm' of such factors as dollar weakness, oil price gains and financial instability, both actual and feared following the collapse of Bear Stearns.

The slump in prices, particularly after the July price spike, to around \$700 by the fourth quarter was also attributed mainly to investors. This was initially said to be largely the product of selling inspired by dollar gains and a general exodus from commodities as world GDP growth estimates were cut. However, it was the later "forced" selling, noted above, by the funds that proved particularly undermining. The final 'chapter' in the price story was the emergence of heavy physical buying towards year-end, the scale of which was said to have been sufficient to have swung implied investment activity from net selling in the third quarter to net inflows in the fourth and to have laid the bedrock for future price gains.

### **Supply Highlights**

- Mine production in 2008 fell by a provisional 88 tonnes, its third consecutive year of decline. Losses were recorded in a wide range of countries but much was attributable to Indonesia, South Africa and Australia. In contrast, gains were recorded for China and Russia. Output in the first half of 2009 is forecast to grow slightly, although that is in comparison to a weak first half in 2008.
- Producers' total cash costs rose by 22% year-on-year to an average over \$470/oz for the nine months to end-September.
- Net official sector sales fell by over 40% to just under 280 tonnes in 2008. This was mainly due to lower sales by CBGA signatories, a change in turn largely driven by the disappearance of Spain as a seller, while central banks outside this group continued as small

scale net purchasers. In the first half of 2009, total net sales are forecast to fall yet further year-on-year.

- Higher gold prices and more distress selling helped lift scrap supply by around 13% in 2008, although the total remained below the 2006 record, reflecting how much near-market supplies had emerged then. Much of 2008's rise was due to the Middle East, with increases in the other major regions a more modest 6-10%.
- First half 2009 volumes are forecast as roughly flat year-on-year.

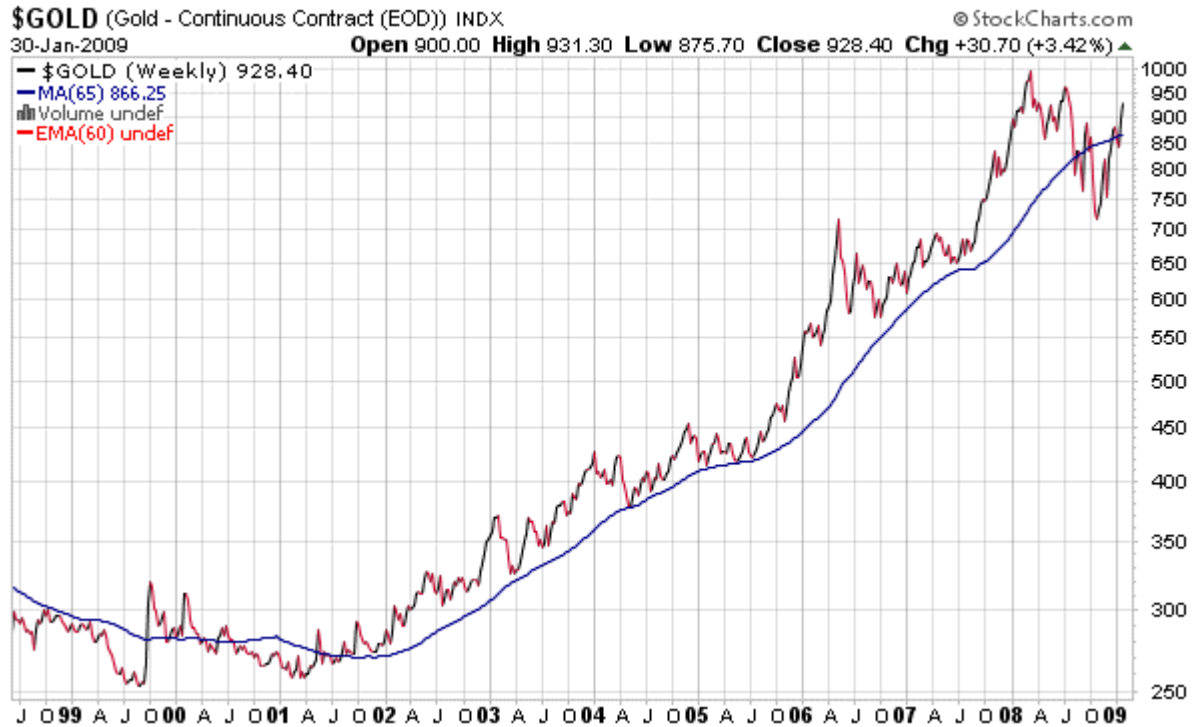
### **Demand Highlights**

- Jewellery demand fell by 11% in 2008 to its lowest level since 1989. The bulk of losses were in the first half, while third quarter demand even rose slightly. Much of the overall drop was due to high and volatile prices, although price expectations were also important, being largely responsible for a robust third quarter in India and thus in the global total. The slowdown in world GDP growth was also significant, explaining much of the slump of around a third in US jewellery consumption and double-digit losses in many EU countries. China, however, still managed growth, if much slower.
- Other fabrication rose by 2%, entirely as a result of a rise of over 40% for official coins as all the remaining areas saw losses, chiefly through economic malaise and high gold prices.
- Fabrication is forecast to fall in the first half of 2009 as economic sluggishness and gold price strength hits all areas except coins.
- Implied net investment grew by around 20% to a little over 200 tonnes in 2008. The first half accounted for the vast majority of this as investors then reacted strongly to bank failures, a weak dollar, rising oil prices and so forth. In contrast, the third quarter saw net selling, chiefly due to heavy fund redemptions stemming from such factors as the need to cover losses elsewhere. This was eventually overcome by an end year surge in demand centred on physical bullion and driven by risk aversion or wealth preservation. Such factors are forecast to drive the implied figure higher in the first half of 2009 to almost 400 tonnes.
- Bar hoarding also grew strongly in 2008, thanks to a robust second half, and further year-on-year gains are forecast in the first half of 2009.
- Producer de-hedging fell by a provisional 23% to just under 350 tonnes, cutting the outstanding global hedge book at year-end to under 500 tonnes. The vast bulk of activity took place in the first half and was attributable to actions by AngloGold Ashanti and Barrick. De-hedging in the first half of this year is forecast to fall heavily, chiefly on account of the much smaller outstanding book.

## 2.2 Technical Comments

### Long Term Technical Comments

Gold finished January like December, above the key 65 WMA trend line:



### Daily/Weekly Technical Comments

London afternoon fix in USD/oz:

Open	High	Low	Close
2 <sup>nd</sup> January	30 <sup>th</sup> January	15 <sup>th</sup> January	30 <sup>th</sup> January
874.5	919.5	810.0	919.5

London afternoon fix in €/oz:

Open	High	Low	Close
2 <sup>nd</sup> January	30 <sup>th</sup> January	15 <sup>th</sup> January	30 <sup>th</sup> January
627.1	715.6	618.5	715.6



Technically, another good month for gold.

### 3. Silver

#### 3.1 News and Fundamental Considerations

#### 3.2 Technical Comments

##### Long Term Technical Comments

Again a constructive month for silver:



##### Daily/Weekly Technical Comments

London fix in USD/oz:

Open	High	Low	Close
2 <sup>nd</sup> January	30 <sup>th</sup> January	15 <sup>th</sup> January	30 <sup>th</sup> January
11.08	12.51	10.51	12.51

London fix in €/oz:

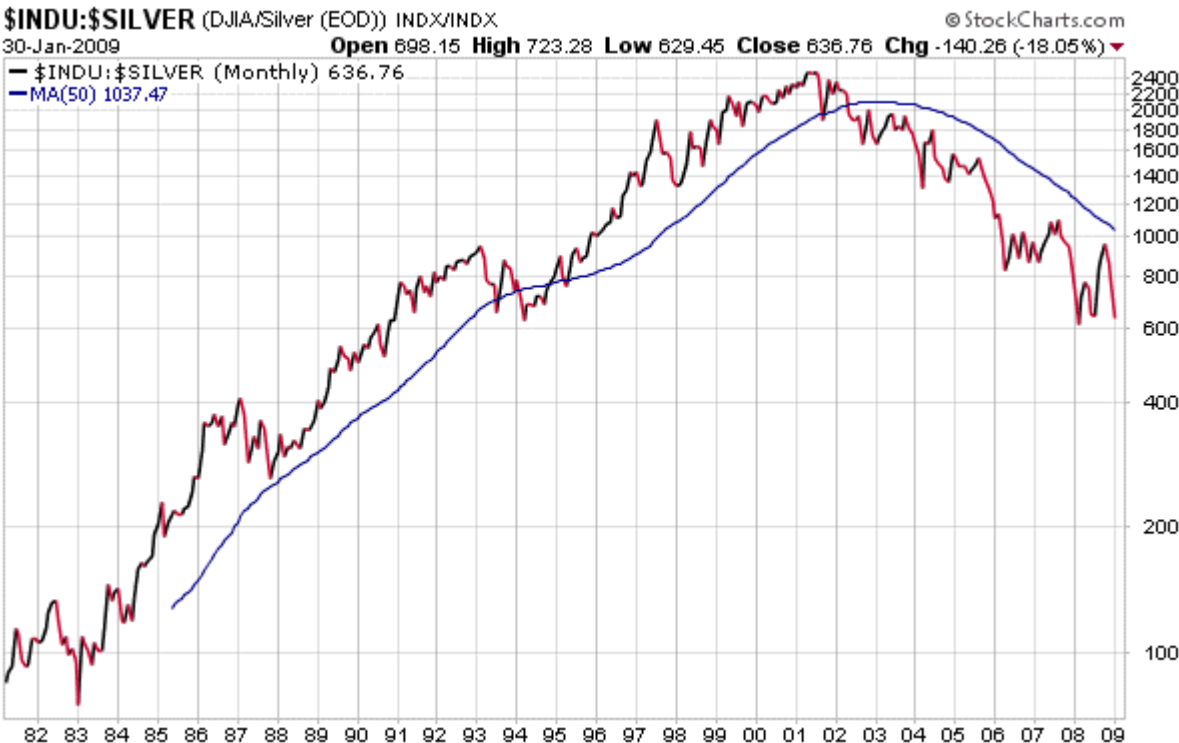
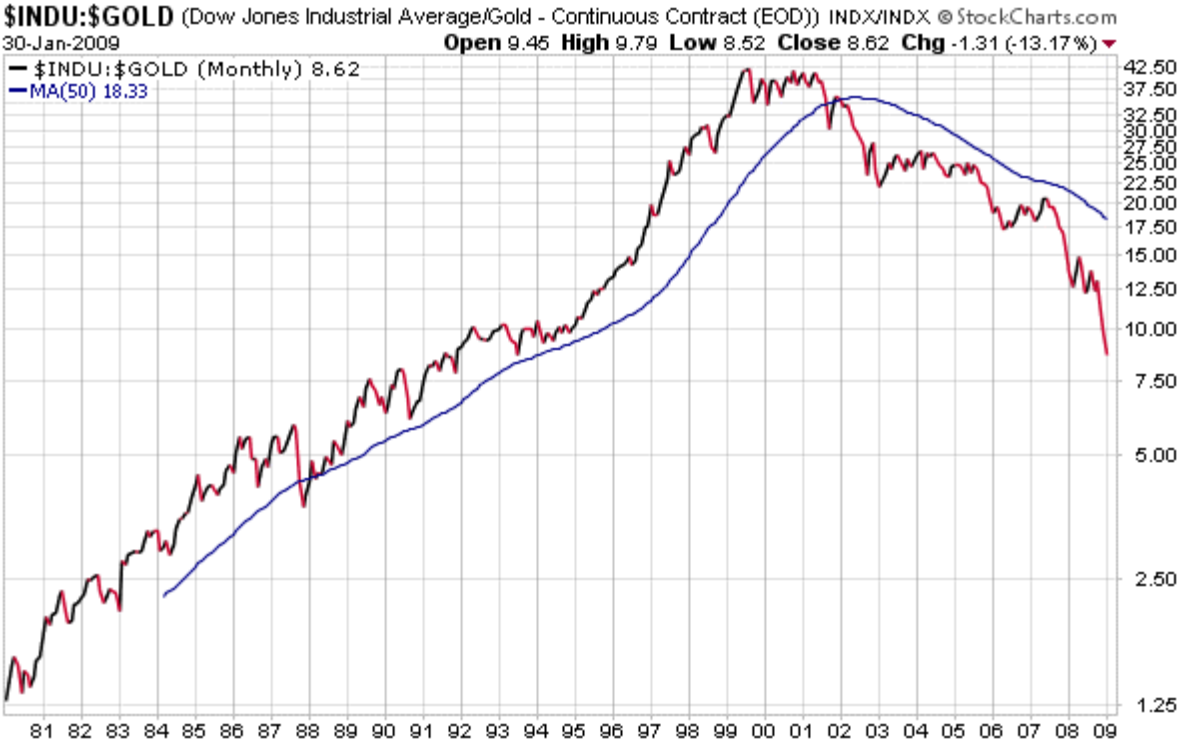
Open	High	Low	Close
2 <sup>nd</sup> January	30 <sup>th</sup> January	2 <sup>nd</sup> January	30 <sup>th</sup> January
7.948	9.764	7.948	9.764



Note the steadily rising price channel.



For anyone doubting the current bull markets in gold and silver since 2001, a glance at their price performance relative to the Dow Jones Industrial Average, should prove interesting:



John Fineron, 2<sup>nd</sup> February 2009

## Appendix: More about this report

### Purpose of the Report

The purpose of this report is to comment on developments in the gold and silver markets on a monthly basis. Johnson Matthey plc issues reports on the platinum group metals:

[http://www.platinum.matthey.com/publications/price\\_reports.html](http://www.platinum.matthey.com/publications/price_reports.html)

This document is supplied in PDF format. To view, you may need to download the free Adobe Acrobat Reader:

<http://www.adobe.com/products/acrobat/readstep.html>

This report is prepared in the English language, as are the vast majority of contributions on precious metal markets.

### Structure of Report

The report comprises two sections:

#### Fundamental Considerations

This section addresses aspects of supply and demand in gold and silver, which typically affect the market over periods of **several years**. Over the long term, the price of a commodity will rise or fall until natural supply and demand reach equilibrium. Completion of this process, can take many years and is significantly influenced by hoarding and dis-hoarding. For example, dis-hoarding of stockpiles to compensate for supply shortages can proceed over decades and thereby delay movement to a true equilibrium price.

#### Technical Comments

This section describes aspects of technical analysis in gold and silver, which can be used to assist in buy and sell decisions over periods of **weeks to months**. Traders often use technical analysis to trade or profit from price movements up or down. Because large traders, e.g. hedge funds, often use the same signals, price-movements are often amplified and technical signals become self-fulfilling prophecies due to the herd-mentality.

Learn more about technical analysis:

<http://stockcharts.com/education>

and the terms used:

<http://stockcharts.com/education/GlossaryA.html>

Learn more about candle charts:

<http://www.litwick.com/about.html>

All charts used are courtesy of Stockcharts.com unless otherwise stated.

Find out more about the Elliot wave principle:

<http://www.prognosis.nl/principle/index.html>

Please note that our technical comments will be purely technical in nature and will not attempt to rationalise or second-guess the reasons for price movements.

### **Advice on buying and selling precious metals**

It is not the policy of Johnson Matthey & Brandenberger AG, to advise customers on specific buy or sell points. We are however prepared to assist customers in formulating views on precious metal markets and preparing strategies suited to their individual buying and selling needs.

### **Special Legal Notice/Disclaimer concerning this report**

This report represents the views of Johnson Matthey & Brandenberger AG, which may be materially different from those of Johnson Matthey plc and other group companies.

### **General Legal Notice/Disclaimer**

Information and images contained within the web pages published by Johnson Matthey & Brandenberger AG ("JM&B") are copyright and the property of JM&B.

JM&B authorises you to copy documents or pages published by JM&B on this Web site for your non-commercial use only. Copies may be made for others for their personal information only. Any such copy shall retain all copyrights and other proprietary notices, and any disclaimer contained thereon.

None of the content of these pages may be incorporated into, reproduced on, or stored in any other Web site, electronic retrieval system, or in any other publication, whether in hard copy or electronic form. You may not, without our permission, 'mirror' this information on your own server, or modify or re-use text or graphics on this system or another system.

Certain links on this Web site lead to resources located on servers maintained by third parties over whom JM&B has no control. JM&B accepts no responsibility for the information contained on such servers.

The information, text, graphics and links contained in these pages are provided for information purposes only. JM&B does not warrant the accuracy, or completeness of the information, text, links, and other items contained on this server or any other server.

JM&B accepts no responsibility for loss, which may arise from reliance on information contained in this site.

No warranty of any kind, either expressed or implied, is made as to the information contained in these pages, including, but not limited to any implied warranty of merchantability, fitness for a particular purpose or non-infringement of third party intellectual property of or by JM&B products. Some jurisdictions do not allow the exclusion of implied warranties, so the above exclusion may not apply to you.

JM&B may make changes to the information contained in these pages, or to the products described in them, at any time without notice, however JM&B makes no commitment to update the information given in these pages.